


## Your Product Source for...

- ◆ Construction Work Zone
- ◆ Traffic Control
- ◆ Incident Management
- ◆ Utility & Telephone
- ◆ Natural Gas Field Safety
- ◆ OSHA & Hazard Signs
- ◆ Architectural Signage



**Headquarters**  
1430 Sullivan Street  
Elmira, NY 14901  
phone: 1-800-872-7446  
fax: 607-734-8783



**Roadway Safety Products™**  
Division  
1-800-USA-SIGN  
[www.usa-sign.com](http://www.usa-sign.com)



## Traffic Control Products

*Manufactured in the USA since 1947*



**1-800-USA-SIGN**  
**[www.usa-sign.com](http://www.usa-sign.com)**

1430 Sullivan Street, Elmira, NY 14901

## Traffic Control Products

### Sizes:

**Standard Sizes** - as shown in the federal or state MUTCD†.  
**Custom Sizes** - special order

### Legends:

**Standard Legends** - from MUTCD†.  
**Custom Legends** - special order

### Colors:

**Standard Colors** - as shown in the federal or state MUTCD.  
**Custom Colors** - special order

### Finishes:

**BE** Baked Enamel (non-reflective)  
**EG** Engineer Grade (reflective)  
**HI** High Intensity Prismatic (reflective)  
**DG** Diamond Grade (reflective)

### Aluminum Thickness:

.063" 1/16" (approx.)  
 .080" 5/64" (approx.)  
 .090" 3/32" (approx.)  
 .125" 1/8"

**Custom Thickness** - special order  
**Custom Alloy** - special order

### Mounting Holes:

**Industry Standard** - 3/8" mounting holes (1" on center) - all panels.  
**Custom Holes** - special order  
**No Holes** - special order

### Corner Radii:

**Industry Standard** corner radii on all panels (determined by panel size)  
**Custom Corner Radius** - special order  
**Square Corners** - special order

### Custom Requests and Special Orders:

All requirements subject to additional charges. No cancellations or returns.

**Shown are only a few of our many signs. If you do not see the sign you want or need a custom legend, please call us for pricing and availability.**

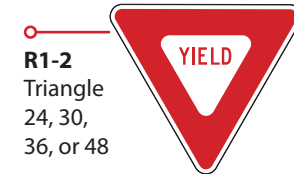
† MUTCD - Manual of Uniform Traffic Control Devices for Streets and Highways

To confirm your specification requirements consult State or Local Government Representative.

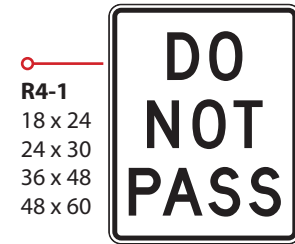
## Regulatory Signs



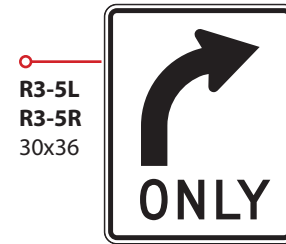
**Regulatory Signs** are used to inform road users of selected traffic laws or regulations and indicate the applicability of the legal requirements. Our MUTCD compliant signs are manufactured using the highest quality aluminum, the most durable paints and printing inks, and the best reflective finishes available. Regulatory Signs available in standard and non-standard (custom) legends.



**R1-2**  
Triangle  
24, 30,  
36, or 48



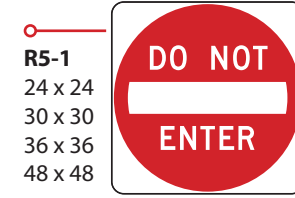
**R4-1**  
18 x 24  
24 x 30  
36 x 48  
48 x 60



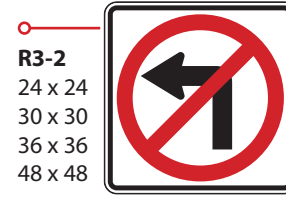
**R3-5L**  
**R3-5R**  
30x36



**R1-1**  
Octagon  
24, 30,  
36, 48



**R5-1**  
24 x 24  
30 x 30  
36 x 36  
48 x 48



**R3-2**  
24 x 24  
30 x 30  
36 x 36  
48 x 48

## Parking Signs

**Parking Signs** are available in standard and custom legends. Parking series signs may also be ordered in either reflective or non-reflective finish.



**P1-16 (NY)**  
30 x 36  
48 x 60



**R7-1**  
12 x 18



**R7-8**  
12 x 18

## School Zone Safety Signs



**School Zone Safety Signs** help keep our kids safe. The fluorescent yellow-green color is specifically designated for all school safety signage.



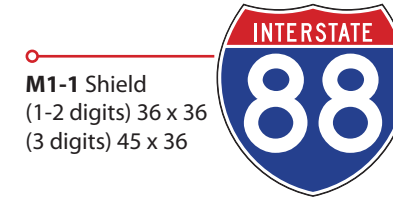
**HS3-1**  
30/36  
Diamond



**S1-1**  
30/36/48  
Pentagon

## Guide Signs

**Guide Signs** are essential to direct road users along streets and highways, giving information in the most simple, direct manner possible.



**M1-1** Shield  
(1-2 digits) 36 x 36  
(3 digits) 45 x 36



**D1-2**  
30 x  
Variable

## Warning Signs



**Warning Signs** call attention to unexpected conditions on or adjacent to a highway, street, or private roads open to public travel and to situations that might not be readily apparent to road users. Warning signs alert road users to conditions that might call for a reduction of speed or an action in the interest of safety and efficient traffic operations.



**W11-3**  
30/36/48  
Diamond



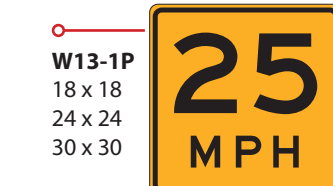
**W1-2**  
30/36/48  
Diamond



**W6-3**  
30/36/48  
Diamond



**W10-1**  
30/36/48  
Circle



**W13-1P**  
18 x 18  
24 x 24  
30 x 30

## Construction Signs

**Construction Signs** are designed for use in Temporary Traffic Control zones. They provide the same function as Yellow Warning Signs, but in a temporary application. Properly set up work zones give drivers plenty of advance notice to react to the changed traffic situations.



**W1-2**  
30/36/48  
Diamond



**W1-6**  
36 x 18  
48 x 24  
60 x 30



**W20-4**  
30/36/48  
Diamond



**W20-7a**  
30/36/48  
Diamond



**W20-1**  
30/36/48  
Diamond

## Street Name Signs



### Blade Sizes:

**Extruded** - height: 12" (conventional), 8" (min), or 18" (max) x .090" thick  
**Flat** - height: 12" (conventional), 8" (min), or 18" (max) x .080" thick

### Blade Length (Extruded or Flat):

**Variable:** based on upper and lowercase copy length

### Background Finishes:

**BE:** Baked Enamel (non-reflective)  
**EG:** Engineer Grade (reflective)  
**HI:** Hi-Intensity Prismatic (reflective)

### Background Colors:

Specify at time of order.

### Reflective Lettering: EG or HI

**White** on dark background  
**Black** on light background

### Copy (text):

Copy must be *upper and lower case* and be type written, approved and final with order placement.

### Custom Street Name Signs:

Special artwork, logos, type-fonts, color, and sizes available.

### Street Name Hardware Part No:

**X** : indicates for Extruded blades  
**F** : indicates for Flat blades  
**U** : fits all U-Channel Posts  
**R** : fits 2-3/8" Round Posts  
**SQ** : fits 2" Square Posts



Roadway Safety Products™ Division  
 1-800-USA-SIGN • www.usa-sign.com